



ISESS 2017

AUTOGRAPH ALBUM

NOV. 28th - DEC. 1st

CHINA

ISESS 2017



1ST ANNUAL MEETING OF INTERNATIONAL SOCIETY OF
ENDOSCOPIC SPINE SURGERY (ISESS), Guangzhou, China

AUTOGRAPH ALBUM

NOV. 28th - DEC. 1st

SPONSOR:

INTERNATIONAL SOCIETY OF ENDOSCOPIC SPINE SURGERY (ISESS)

CHINESE SOCIETY OF ENDOSCOPIC SPINE SURGERY

CHINESE SOCIETY OF MINIMALLY INVASIVE SPINE SURGERY



WELCOME TO ISESS

The First Annual Conference of the International Society of Endoscopic Spine Surgery (ISESS) is now held in Guangzhou, China. This Conference indicates the formal prelude of ISESS academic research activities.

ISESS is a non-profit academic organization registered in United States. The mission of this society is to promote the development of spinal endoscopic spine surgery, enhance the international academic and technology exchange in this professional field, advance the career of spinal endoscopic surgeons, and lead a sustainable innovative development of endoscopic spine surgery, to benefit the patients.

In July 2016, the first ISESS Executive Committee Meeting was held in Beijing. This meeting has approved a series of important resolutions about the future development of ISESS. The Executive Committee is the supreme organization of ISESS with full power to design, conduct and organize all the activities and related affairs of ISESS. The Executive Committee is composed of representatives from countries all over the world. Members from each country have equal rights in the Executive Committee. All decisions from the Executive Committee should be authorized by more than half of the participating members' agreement before execution. At present, world famous experts from 12 countries and one region have participated in the Executive Committee. They are United States, Brazil, Germany, India, Indonesia, Japan, South Korea, the Philippines, Thailand, Turkey, Russia, China, and Taiwan, China. We welcome more countries to become ISESS Executive Committee members. We also welcome all the colleagues and professionals engaged in spinal endoscopy to join ISESS.

With the best efforts of all Executive Committee members, we will create a high efficiency, openness and responsible organization to serve our ISESS members. We will dedicate to continuing and expanding education of endoscopic and endoscopically-assisted spine surgery. We will provide an open, active and advanced academic exchange platform for training of outstanding spinal endoscopic surgeons. Together, we will make significant contributions to the international development of endoscopic and endoscopically-assisted spine surgery.



A handwritten signature in black ink, appearing to read 'H. Shuxun'.

Shuxun Hou, M.D.
President of the 1st Executive Committee
International Society of Endoscopic Spine Surgery (ISESS)

MEMBERS OF ISESS EXECUTIVE COMMITTEE



Kaixuan Liu
(America)



Said Osman
(America)



Eduardo Barreto
(Brazil)



Shuxun Hou
(China)



Zhenzhou Li
(China)



Limin Rong
(China)



Yue Zhou
(China)



Dirk Gothel
(Germany)



Stefan Hellinger
(Germany)



Jayaswal Arvind
(India)



Fujio Ito
(Japan)



Masatsune Yamagata
(Japan)



Gun Choi
(Korea)



Chiheon Kim
(Korea)



Jinsung Kim
(Korea)



Cheinmin Chen
(Chinese Taipei)



Shao Keh Hsu
(Chinese Taipei)



Kuansongtham Verapan
(Thailand)



Ismail Gokyar
(Turkey)



Karaeminogullari Oguz
(Turkey)



Zhongliang Deng
(China)



S.M.Rohidas
(India)



Bambang Darwono
(Indonesia)



Luthfi Gatam
(Indonesia)



Sumito Shimizu
(Japan)



Hyeun Sung Kim
(Korea)



Elmer Jose Meceda
(Phillippines)



Petr Zelenkov
(Russia)



Pornpavit Sriphirom
(Thailand)

MEMBERS OF ISESS EXECUTIVE COMMITTEE

Countries and Names are arranged in alphabetical order.

SECOND EXECUTIVE COMMITTEE MEETING

The ISESS Executive Committee (EC) has hold the second meeting on November 29th, 2017.

- President of Executive Committee, Dr. Shuxun Hou, summarized the EC work since the first meeting of the ISESS EC hold in July, 2016.
- Dr. Limin Rong, Executive Chairman of the first ISESS Annual Meeting, reported the preparation work for the ISESS 2017 First Annual Meeting.
- Dr. Fujio Ito, Chairman of the ISESS EC Academic Committee (2017-2018), presented the preparation work for the ISESS 2018 Second Annual Meeting, which will be hosted in Aichi Spine Institute, Inuyama, Japan.
- All the EC members agree that the ISESS Third Annual Meeting will be hold in Thailand in 2019.
- Dr. Gun Choi has been selected as the the chairman of the Board of Education in 2018.



Dr. Shuxun Hou summarized the EC work since the first meeting of the ISESS Executive Committee hold in July, 2016.

Dr. Rong Limin, Executive Chairman of the first ISESS Annual Meeting, reported the preparation work for the ISESS First Annual Meeting.



Dr. Fujio Ito welcomes all the ISESS members come to Japan and attend the ISESS Second Annual Meeting in Inuyama, Japan, August 31st – September 1st, 2018.

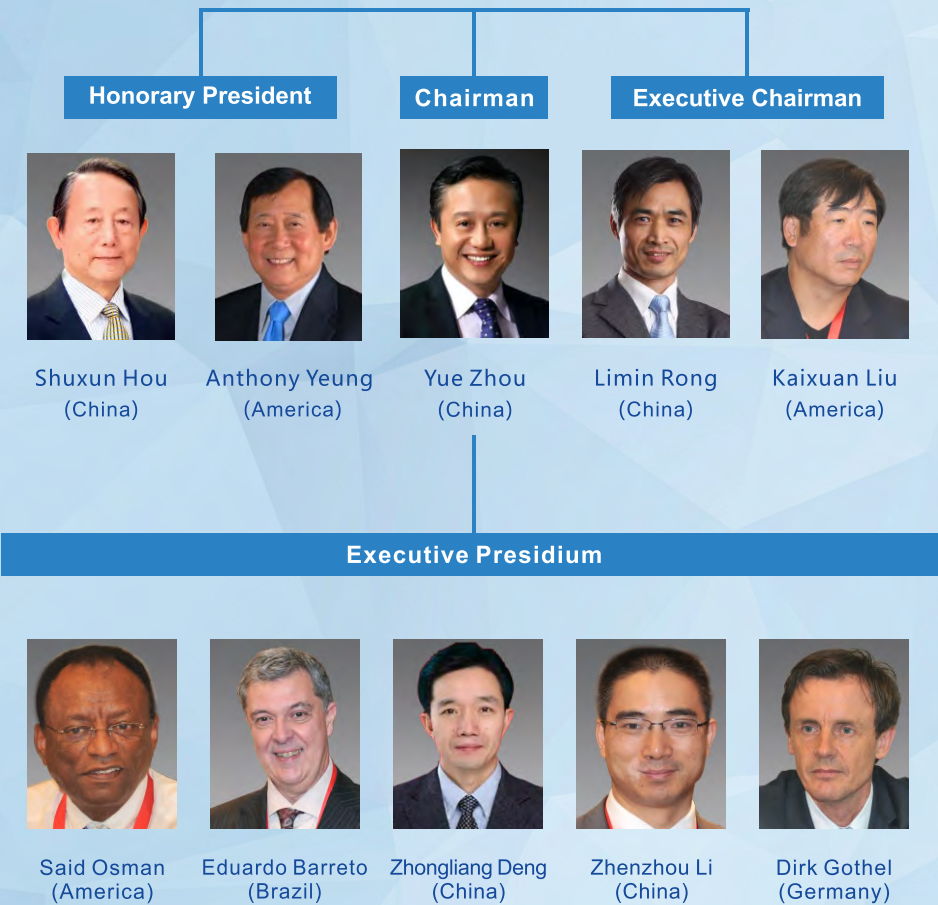
Dr. Kaixuan Liu, the founder of ISESS, issued Dr. Shuxun Hou the certificate and the badge of the President of the Executive Committee.



ISESS FIRST ANNUAL MEETING ORGANIZATION



1st ANNUAL MEETING OF INTERNATIONAL SOCIETY OF
ENDOSCOPIC SPINE SURGERY (ISESS)



ISESS FIRST ANNUAL MEETING ORGANIZATION



Countries and Names are arranged in alphabetical order.

ISESS FIRST ANNUAL MEETING ACADEMIC SUMMARY

Dr. Shuxun Hou made speech to welcome all the delegates. He also expressed the best wished for the success of this meeting.



Dr. Shuxun Hou

KEYNOTE SPEECH

Dr. Anthony Yeung gave presented his suggestions on advice on how to choose a endoscopic spine surgery system. The key is the philosophy and technique in system.



Dr. Anthony Yeung

He stated the importance of precise navigation in minimally invasive spine surgery, the application of a variety of minimally invasive techniques in navigation assisted and the work of his team in navigation technology.



Dr. Yue Zhou



KEYNOTE SPEECH

Dr. Martin Komp elaborated three approaches, interlaminar, extraforaminal and transthoracic, of full-endoscopic in the treatment of pathologies of the thoracic spine.



Dr. Martin Komp

Dr. Gun Choi reported successful decompression for thoracic myelopathy by using percutaneous endoscopic technique with new instruments.



Dr. Gun Choi

ISESS FIRST ANNUAL MEETING ACADEMIC SUMMARY

Dr. Kaixuan Liu suggested that for lumbar spinal stenosis on the same level of intervertebral space, transforaminal approach is the optimal surgical approach, for lumbar spinal stenosis under the level of intervertebral space, inter laminar approach is the optimal surgical approach based on his retrospective study.



Dr. Kaixuan Liu

Dr. Limin Rong introduced the results of his prospective randomized controlled study about percutaneous transforaminal endoscopic discectomy versus microendoscopic discectomy for lumbar disc herniation.



Dr. Limin Rong

ISESS FIRST ANNUAL MEETING ACADEMIC SUMMARY

Dr. Fujio Ito compared different approaches in percutaneous endoscopic decompression for cervical disc herniation with hypertrophied osteospur.



Dr. Fujio Ito

Dr. Stefan Hellinger gave different ways for bony decompression in endoscopic spine surgery, and advised that the decision and the planning of the right surgical steps with an endoscopic technique are the key to a successful outcome.



Dr. Stefan Hellinger

ISESS FIRST ANNUAL MEETING ACADEMIC SUMMARY

Dr. Eduardo Barreto introduced his 25 years experience in over 2000 patients with different percutaneous decompression technique, the most important thing he found out is that no matter using which method, patient selection is vital.



Dr. Eduardo Barreto

Dr. Jin-Sung Kim introduced percutaneous endoscopic translaminar keyhole approach in lumbar spine.



Dr. Jin-Sung Kim

ISESS FIRST ANNUAL MEETING ACADEMIC SUMMARY

Dr. Zhenzhou Li introduced a new surgical method for thoracolumbar burst fracture with percutaneous transforaminal endoscopic decompression and percutaneous pedicle screw reduction and fixation.



Dr. Zhenzhou Li

ISESS FIRST ANNUAL MEETING ACADEMIC SUMMARY

Dr. Yamagata from Japan compared the results of L-LIF with TLIF for degenerative lumbar disease, and found out that L-LIF was a less invasive procedure with better correction and surgical results, and it could be one of the most useful surgical technique for degenerative lumbar disease if done correctly.



Dr. Yamagata



Dr. Kuansongtham Verapan

Dr. Kuansongtham Verapan shared his experience of percutaneous endoscopic lumbar decompression.



Dr. Chi Heon Kim

Dr. Chi Heon Kim evaluated the influences of surgeries on cervical motion by comparing the instantaneous axis of rotation and range of motion among percutaneous endoscopic foraminotomy and discectomy, total disc replacement and posterior cervical foraminotomy at the index and adjacent segments.

ISESS FIRST ANNUAL MEETING ACADEMIC SUMMARY



Dr. Karaeminogullari Oguz shared his experience of percutaneous endoscopic lumbar discectomy.

Dr. Karaeminogullari Oguz

Dr. Chien-Min Chen presented interlaminar, transforaminal and transfacet approach of percutaneous endoscopic surgery to treat lumbar juxta-facet cyst.



Dr. Chien-Min Chen

ISESS FIRST ANNUAL MEETING ACADEMIC SUMMARY



Dr. S.M. Rohidas shared his experience of endospine - endoscopic anterior cervical discectomy & cord decompression using destandau's technique.

Dr. S.M. Rohidas

Dr. Ismail Gokyar shared his experiences of foraminoplasty.



Dr. Ismail Gokyar

ISESS FIRST ANNUAL MEETING ACADEMIC SUMMARY

Cervical Spine

Dr. Zhongliang Deng shared his 7 years' experience of percutaneous endoscopic cervical spine surgery, present surgical principles, techniques, and complications.



Dr. Zhongliang Deng



Dr. Summito Shimizu

Dr. Summito Shimizu showed his new approach of percutaneous endoscopic cervical discectomy for cervical myelopathy.

ISESS FIRST ANNUAL MEETING ACADEMIC SUMMARY



Dr. Pornpavit Sriphirom

Dr. Pornpavit Sriphirom gave his guide line of endoscopic management in lumbar spondylolysis.



Dr. Bambang Darwono

Dr. Bambang Darwono gave a speech of lateral decubitus position affecting the transforaminal approach of L5-S1. Qun Yang gave a speech of the L4/5 lamina gap difference between flexion(kneeling)position and prone position and the advantage of percutaneous endoscopic interlaminar discectomy under the flexion (kneeling)position.

ISESS FIRST ANNUAL MEETING ACADEMIC SUMMARY

Dr. Petr Zelenkov gave speeches about the learning curve and gave their advises to beginners. He thought that the plateau of the learning curve and good clinical results of full-endoscopic surgery may be achieved after twenty operations and risk of complications at the learning phase may be decreased by excluding the patients with symptoms lasting over 2 years.



Dr. Petr Zelenkov

Dr. Luthfi Gatam shared the outcome, complication, surgical technique and obstacle of percutaneous endoscopic lumbar discectomy in his first sixty cases. And he gave his advice that how to find ideal cases for beginners.



Dr. Luthfi Gatam

ISESS FIRST ANNUAL MEETING ACADEMIC SUMMARY

Dr. Elmer Jose Arevalo Meceda introduced the technique of trans-sacral epiduroscopic laser decompression surgery.



Dr. Elmer Jose Arevalo Meceda

Dr. Loke Wooi Pin introduced the complication of endoscopic spine surgery during the learning curve, He announced that the future of endoscopic spine surgery is extremely bright. Refined techniques and image-guided systems may help diminish the learning curve.




Dr. Loke Wooi Pin

ISESS FIRST ANNUAL MEETING ACADEMIC SUMMARY

Dr. Zeng and Dr. Prada Nicolas gave speeches about complications of percutaneous endoscopic lumbar discectomy and how to solve them.



Dr. Jiancheng Zeng



Dr. Prada Nicolas

Dr. Changchen Yang and Dr. Qingquan Kong shared their experiences of percutaneous endoscopic lumbar decompression.



Dr. Changchen Yang



Dr. Qingquan Kong


ISESS FIRST ANNUAL MEETING ACADEMIC SUMMARY

Dr. Junho Lee, Dr. Markovic Marko, Dr. Withawin Kesornsak, Dr. Yi Jiang and Dr. Gun Keorochana shared their experiences of percutaneous endoscopic lumbar discectomy.



Jun ho Lee

Dr. Junho Lee




Markovic Marko

Dr. Markovic Marko




Withawin Kesornsak

Dr. Withawin Kesornsak



Yi Jiang

Dr. Yi Jiang



Gun Keorochana

Dr. Gun Keorochana

ISESS FIRST ANNUAL MEETING ACADEMIC SUMMARY

Dr. Bing Wang and Dr. Kai-Uwe Lewandrowski shared their experiences of percutaneous endoscopic lumbar decompression.



Dr. Bing Wang



Dr. Kai-Uwe Lewandrowski

ISESS FIRST ANNUAL MEETING ACADEMIC SUMMARY

Dr. Roth Vargas Antonio shared his experience of total endoscopic spine surgery for thoracic disk hernia.



Dr. Roth Vargas Antonio

Dr. Fangcai Li modified the traditional L-LIF technique with operation under direct visualization, improved transpsoas approach and novel designed retractor, and the approach related complications were reduced.



Dr. Fangcai Li

ISESS FIRST ANNUAL MEETING ACADEMIC SUMMARY

Dr. Feng Xu talked about MIS-TLIF with VISTA tube system, that it was a safe and feasible method and should be widely spreaded.



Dr. Feng Xu

Dr. Natsuyama using another minimum access technique, ME-MILD, gained similar results for degenerative lumbar disease compared with open surgeries, it was less invasive, especially to the facet joints.



Dr. Natsuyama

ISESS FIRST ANNUAL MEETING ACADEMIC SUMMARY

Although being a useful technique, it should be used with cautions. Dr. Xinyu Liu found out that MIS-TLIF has similar instrumentation related complications with open TLIF and Dr. Jian Wang argued that surgeons should pay close attention to details to minimize complications that may be associated with the learning curve.



Dr. Xinyu Liu



Dr. Jian Wang

ISESS FIRST ANNUAL MEETING ACADEMIC SUMMARY

Robot or 3D Navigation System

Dr. Yenmou Lv from Taiwan, Dr. Haibin Lin and Dr. Guoxin Fan demonstrated increased accuracy and safety using Robot-Assisted, 3D Navigation and Isocentric Navigation minimally invasive spine surgeries.



Dr. Yenmou Lv



Dr. Haibin Lin



Dr. Guoxin Fan

ISESS FIRST ANNUAL MEETING ACADEMIC SUMMARY

Dr. Qiang Fu used ultrasound volume navigation technique in full endoscopic lumbar and cervical surgeries, and it showed satisfactory results.



Dr. Qiang Fu

Dr. Shisheng He found that even a navigator-assisted device could significantly improve the puncture accuracy of tPELD and decrease the operation time as well as minimize radiation exposure.



Dr. Shisheng He

ISESS FIRST ANNUAL MEETING ACADEMIC SUMMARY

However, Dr. Jun Zou found that if used correctly, the modified PPS placement using conventional fluoroscopy technique could yield similar results compared with 3D navigation.



Dr. Jun Zou

Dr. Arind Kulkarni presented the whole evolution process of Minimally Invasive Surgery from C-arm Guided to 3D Navigation.



Dr. Arind Kulkarni

ISESS FIRST ANNUAL MEETING ACADEMIC SUMMARY

Dr. Zhongyu Liu talked about the phenomenon of contralateral radiculopathy following MIS-TLIF.



Dr. Zhongyu Liu

Finally, Dr. Ralf Rotherl reported the preliminary clinical results of adipose derived endoscopic stem cell injection for facet joint syndrome, this topic raised great interest from the audience, it sure has a bright future but long-term results are needed to verify this technique.



Dr. Ralf Rotherl

ISESS FIRST ANNUAL MEETING ACADEMIC SUMMARY

Dr. Bernard Lee from Singapore as a non-surgeon introduced his experience of using endoscopic techniques for pain management.



Dr. Bernard Lee

Dr. Hirayama introduced his experience of using 3D CT/MRI to evaluate and avoid post-op Dysesthesia.



Dr. Hirayama

ISESS FIRST ANNUAL MEETING ACADEMIC SUMMARY

Dr. Gang Rui compared endoscopic ultrasonic bone scalpel and high-speed drill in transforaminal endoscopic foraminoplasty, and found that ultrasonic bone scalpel can improve safety by reducing the risk of neurovascular injuries.ent.



Dr. Gang Rui

Dr. Keng-Chang Liu introduced his experience of using endoscopic decompression in revision lumbar spinal surgeries.



Dr. Keng-Chang Liu

ISESS FIRST ANNUAL MEETING ACADEMIC SUMMARY

Dr. Tingchun Huang stated that awake percutaneous endoscopic lumbar decompression could be done for lumbar stenotic patients in out-patient settings.



Dr. Tingchun Huang

Lastly, Dr. Tolgay Satana and Dr. Ajay Krishnan introduced their experience of using transforaminal decompression and foraminoplasty in treatment of lumbar stenotic patients.



Dr. Tolgay Satana



Dr. Ajay Krishnan

ISESS FIRST ANNUAL MEETING HIGHLIGHTS

ISESS 2017 Annual Meeting has hosted a Opening Ceremony at 8:00 am , November 30th, 2017. Dr. Limin Rong, Dr. Yue Zhou, Dr. Shuxun Hou and Dr. Kaixuan Liu all made brief speech to welcome all the delegates from 20 countries all over the world. All the Executive Committee members were step up in the Podium to celebrate this important moment.

Dr. Limin Rong announcing the opening of ISESS 2017 Annual Meeting.



ISESS FIRST ANNUAL MEETING HIGHLIGHTS

All the members and observers of the ISESS Executive Committee take a group photo on the podium.



Chinese lion dance was performed to celebrate the opening of ISESS First Annual Meeting.



WELCOMING COCKTAIL PARTY

A Welcoming Cocktail Party was held in the evening of November 29th, 2017 in the Great Hall of Langham Place hotel. All the delegates with their guests had a wonderful time together. They met old colleagues, made new friends, chat about stories of past year and shared their new thoughts for the future.

Dr. Liming Rong, Dr. Kaixuan Liu and Dr. Shuxun Hou addressed to welcome all the guests.



WELCOMING COCKTAIL PARTY



WELCOMING COCKTAIL PARTY



Dr. Shuxun Hou presented the ISESS President's Badge to Dr. Yue Zhou.



Make a Toast on the stage to all the guests.



WELCOMING COCKTAIL PARTY



WELCOMING COCKTAIL PARTY

Dr. Shuxun Hou presented the Certificate to Dr. Kaixuan Liu.



Dr. Kaixuan Liu

Dr. Shuxun Hou presented the Certificate to all the EC Members.



Dr. Eduardo Barreto

WELCOMING COCKTAIL PARTY



Dr. Zhenzhou Li

WELCOMING COCKTAIL PARTY



Dr. Yue Zhou



Dr. Limin Rong




Dr. Dirk Gotheil

WELCOMING COCKTAIL PARTY



Dr. Stefan Hellinger

WELCOMING COCKTAIL PARTY



Dr. Masatsune Yamagata



Dr. Fujio Ito



Dr. Gun Choi

WELCOMING COCKTAIL PARTY



Dr. Chiheon Kim



Dr. Cheinmin Chen



Dr. Jinsung Kim



Dr. Kuansongtham Verapan

WELCOMING COCKTAIL PARTY



Dr. Ismail Gokyar



Dr. Karaeminogullari Oguz

WELCOMING COCKTAIL PARTY

Dr. Ito announced the ISESS 2018 Annual Meeting in Japan.



Cocktail party snapshots.



PLATFORM FOR ACADEMIC COMMUNICATIONS

ISESS 2017 First Annual Meeting provided a great platform for academic communications.

- There were totally more than 600 professionals from more than 20 countries and locations attended this meeting.
- 98 professors and surgeons orally reported their novel research discoveries, 70 delegates shared their academic results via posters.
- There were 24 exhibition booths to demonstrate the newest frontiers of spinal endoscopic surgery equipments, technology and related materials.
- Four satellite workshops and symposiums were hosted during this Annual meeting to introduce novel product and surgical skills.

Presenter and slides.



PLATFORM FOR ACADEMIC COMMUNICATIONS

Q & A during meeting presentations.



PLATFORM FOR ACADEMIC COMMUNICATIONS

Poster hall.



Exhibitors and visitors.



PLATFORM FOR ACADEMIC COMMUNICATIONS

Coffee break time.



TEAMWORK

Organization meeting discuss agenda and logistic arrangement.



Volunteers at registration desks.



TEAMWORK

Party hostess Wei Luo and Beier Luo.



Photographers service.



CLOSING CEREMONY

The Closing Ceremony was hosted at the end of this annual meeting. Dr. Yue Zhou debriefed the great achievements of this meeting, appreciated all the effort and contributions made by the Organize Committee, by every delegates from different countries, by volunteers and by meeting service staffs. Dr. Hou and Dr. Rong passed the ISESS flag and medal to Dr. Ito, who will be the Chairman of ISESS 2018 Second Annual Meeting.

Dr. Yue Zhou debriefed the achievements of this annual meeting.



Hold ISESS flag handover ceremony.



CLOSING CEREMONY

The Executive Chairman Dr. Rong passed the ISESS flag to the Chairman of ISESS 2017 Dr. Zhou.



Chairman Dr. Zhou passed the ISESS flag to the Chairman of ISESS 2018 Dr. Ito.



CHAIRMAN BANQUET

The Chairman Banquet was hosted in the evening of November 30th, 2017, after the Closing Ceremony. It was the time to celebrate the great success of ISESS 2017 Annual Meeting, to be relax after a whole day academic discussion and learning, and to say goodbye to old and new friends.

Wei Luo and Beier Luo.



Dr. Hou, Dr. Zhou, Dr. Rong, Dr. Liu toasted with guests.



CHAIRMAN BANQUET

Dancing or singing from performers.



CHAIRMAN BANQUET



CHAIRMAN BANQUET



CHAIRMAN BANQUET



Dr. Zhou dancing and singing.



CHAIRMAN BANQUET

Dr. Ito playing music.



Dr. Petr singing Russia song.




CHAIRMAN BANQUET

Dr. Hou singing.




ISESS GOLF CUP

- ISESS has hosted the first Golf Cup Tournament at Nansha Golf Club, Guangzhou.
- 11 people participated this tournament and had a marvelous time together.
- Dr. Harmantya Mahadhipta became the champion and won the first ISESS Golf Cup.



ISESS 2017

ISESS GOLF CUP



ISESS 2017

ISESS GOLF CUP

Dr. Harmantya Mahadhipta became the champion and won the first ISESS Golf Cup.



**The First Place
Dr. Harmantya
Mahadhipta**

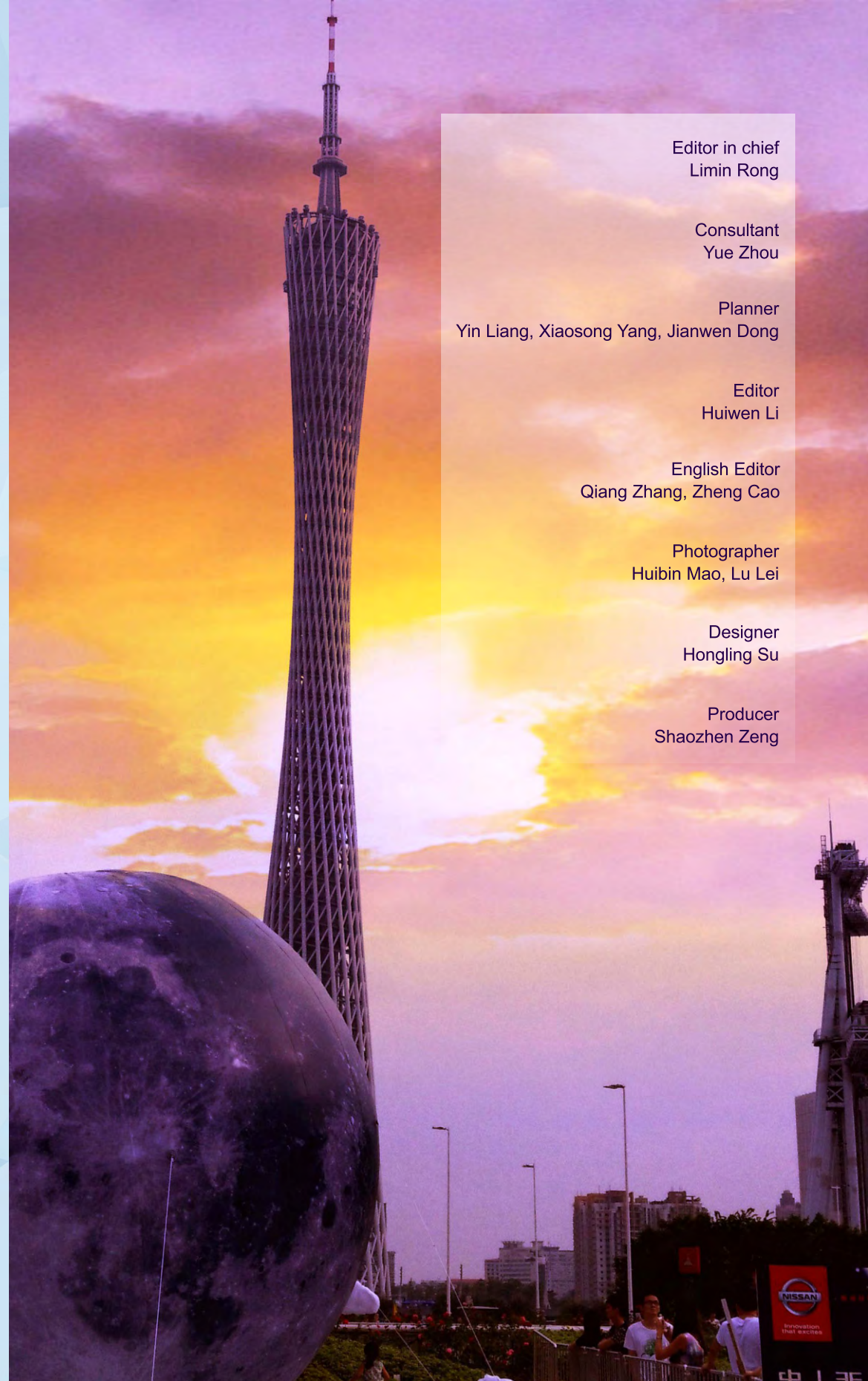
**The Second Place
Dr. Gun Choi**



**The Third Place
Dr. De Liang**

1st Annual Meeting of International Society of Endoscopic Spine Surgery (ISESS)

28th Nov-1st Dec, 2017
Guangzhou, China



Editor in chief
Limin Rong

Consultant
Yue Zhou

Planner
Yin Liang, Xiaosong Yang, Jianwen Dong

Editor
Huiwen Li

English Editor
Qiang Zhang, Zheng Cao

Photographer
Huibin Mao, Lu Lei

Designer
Hongling Su

Producer
Shaozhen Zeng